

The Hovercraft Museum Visual Story



Welcome to The Hovercraft Museum,
we hope you will enjoy your trip to us
and have produced this visual story
which will help you

We have included some tips which will help you
in planning your trip and will also explain what
you may experience during your visit to us



Contents

- Planning your visit
- Facilities at The Hovercraft Museum including what to see and hear and the activities available



Planning your visit to The Hovercraft Museum

In the following Visual Story, you will find out information about
planning your trip to The Hovercraft Museum



The Hovercraft Museum

The Hovercraft Museum is a museum about the invention of the Hovercraft, located in Lee on the Solent as short walk from the beach with views over to The Isle of Wight.

The Hovercraft Museum is a place that people of all ages can enjoy with additional activities for adults, children, and families.

During your visit you can


- Visit the Museum Display Hangars
- Walk onboard The Princess Anne
- Sit inside a Hovercraft cockpit
- View original Hovercraft footage
- Have a go at our Museum Quiz or Seasonal trails
- Visit our Museum Café
- Visit the Museum Gift Shop
- Use the toilets, individual toilets, accessibility toilets or baby changing facilities.
- Look at our Hovercraft Models



Tickets

Entry tickets to The Hovercraft Museum are purchased from our Ticket Office which is located by our main entrance.

Your ticket allows you to enter the museum for the whole day and includes all attractions and activities



Travelling to The Hovercraft Museum

You can travel to the museum by car, bus, bicycle or by walking.

The X5 bus, stops right outside the entrance to the museum and operates on a regular basis. This bus route is usually quiet and travelling on off peak timings usually allows for quieter journeys.

There is no parking on site at the museum however parking is available upon the seafront, within the local car parks or neighbouring roads. Parking tickets are required in most local car parks and parking areas

There are several walking routes from local car parking facilities which include walking along the beach path with views of the sea.



When you arrive

The museum is housed within two large old hangars. Either side of the large hovercraft The Princess Anne.

When you arrive and after visiting the ticket office there is a suggested route which you can take which will ensure you can visit all the exhibits

Some of the Hovercraft allow you to sit at the controls. You may need to queue and wait your turn. If waiting or queuing causes you distress, please let one of our volunteers know




Who can help

Should you need any help or assistance during your visit or if you have any questions, please speak to any of our friendly volunteers, who you will see wearing blue coats and red polo shirts with our museum logo.

If you would prefer to write your question or message down for us, then we have paper available in the shop & ticket office.

In our Sensory Bags we also have a selection of communication cards which may be used to help ask questions



Resources you can borrow

When visiting The Hovercraft Museum, you can borrow some resources which may help you during your visit.

Sensory bags

These contain various items including

- Ear Defenders
- Sensory toys
- Communication Cards

We also have Museum Lanyards which can be borrowed from our Ticket Office, which shows our volunteers that you have a hidden disability and may need some additional support during your visit to us.



General Safety Information

During recent years, The Hovercraft Museum made changes to try and help keep people safe during the COVID 19 pandemic.

Most of these changes have now been able to be eased but some changes will continue

Face coverings are no longer required however if you would prefer to, you are welcome to wear one.

Visitor numbers are monitored, however due to the open environment of the museum we do not often need to restrict numbers

Hand sanitiser stations are still available and are also located on tables within our Café



Facilities at The Hovercraft Museum

In the following visual story, you will find out information about the facilities you can find at The Hovercraft Museum



The Hovercraft Museum

There are activities at the museum for adults, children and families

During your visit you can
Visit our Exhibition Hangars
Winchester Hangar and Wellington Hangar.

Visit any temporary exhibitions or events

Visit the Learning Zone display

Visit the gift shop located in the Winchester Hangar

Enjoy a visit to the café also located in the Winchester Hangar, which serves a selection of hot and cold drinks, ice creams, cakes and other treats and snacks

Next to the Café are our toilet facilities and baby changing area

Further details about these facilities are further in this visual story



When you arrive

The Hovercraft Museum is split over several areas each individually named

Laminated maps are available from the ticket office if you would like to borrow one

The Hovercraft Museum entrance is through large gates at the front of the site. Once through the gates the ticket office is on your left and has a small ramp to enable entry to all



On busy days you may need to queue to enter the museum however these are usually very short

Once you have purchased your entry tickets turn left out of the ticket office and you will see The Wellington Hangar on your left with the entrance through the large hangar doors



The Wellington Hangar

When you enter The Wellington Hangar, you will notice the colder temperature this is due to being an original World War One Seaplane Hangar.

The Wellington Hangar is on one level and there is a central route through to the exit at the other side of the Hangar.

Some of the Hovercraft here are being restored so you may find some noise from the restoration work. Our volunteers are always happy to pause these works if you would prefer a quieter look around



BH7 Hovercraft

As you leave the Wellington Hangar you will find the BH7 Hovercraft on your left. Follow the route to the left which takes you around to the front of the Hovercraft.

Take caution on the route around as there are some bumps and raised areas of pavement

Once at the front of the Hovercraft there is a ramp to permit entry for all

The Hovercraft as you see her today is completely standard as she was when she was in operation so you will notice smells associated with oils and fuels




The Princess Anne

Upon leaving the BH7 the next hovercraft to visit is The Princess Anne the large hovercraft in front of you. Follow the route around to the front of the hovercraft and enter up the bow ramp

Similar to the BH7 this hovercraft is also in her original layout as to when she used to travel across from England to France

Be careful when moving around the car deck due to the original car lashing points on the floor.

From the car deck you can climb up four steps and enter the passenger cabin. Here you will find the air smells quite dusty and damp due to the seat fabric and carpets being very old



The Winchester Hangar

Upon leaving The Princess Anne you can visit the Swift cockpit to see a real SRN4 cockpit with original dials and controls.

The Winchester Hangar is the next area to explore and here you will find further hovercraft displays. This hangar is usually slightly warmer due to the large windows which offer a lighter environment and allow the sun to shine through.

Again, the hangar is all on one level however if you would like to look inside some of the hovercraft in this hangar, each open craft has a few steps to gain entry.



Learning Zone

As you reach the back of The Winchester Hangar you will find our learning zone where you can read and see the development of the Hovercraft Invention. Starting with Sir Christopher Cockerell's initial experiment and then see how the hovercraft design and manufacturing developed through the years.

Also inside The Winchester Hangar is the Café, toilet facilities and the gift shop.



Café and gift shop

Once inside the Café and gift shop you can choose whether to sit at one of the café tables or on our lounge chairs which enable visitors to view the film being shown on the television

You will also find a children area where there are various colouring tasks and wordsearches which can be completed. Once you finish your colouring, please hand it to one of our volunteers who will try to place it on our hovercraft colouring wall.

Payment in the Café and Gift Shop can be made by cash, card or via contactless devices

The café is quite a bright area and can on occasions be quite noisy if busy.

Outside seating is also available which usually offers a quieter environment and here you can eat food and drink purchased from the café or items brought with you.



Toilet Facilities

In the Winchester Hangar we have a range of toilet facilities including

- Male and Female toilets
- Accessible and Individual toilet
- Baby Changing Facility

We also are proud to be part of the red box scheme and try to have menstrual products available if required.



Leaving the museum

When you are ready to leave the Hovercraft Museum you can exit at the same gate as you entered through.

If you borrowed any maps, sensory bags, ear defenders, lanyards or other products please do not forget to return these to our Ticket Office before leaving, this helps ensure these products are available for other visitors.

By our exit you will find a donation point where you can choose if you wish to donate to help support the museum.

Additionally, you may be asked if you would consider answering our short visitor survey, this helps us to continually improve our visitor experience



Thank you for reading,
we hope you have a great visit.

Please let us know if there is
anything else we can do to help

enquiries@hovercraft-museum.org

